CODING E ROBOTICA EDUCATIVA

Suggerimenti per attività didattiche



CODING IN AULA CON DOC

BLU
B
VERDE
FARFALLA
MAIALE
ROSSO
VIA!
OK
ROSA
RANA
PESCE
M
TOPO
UCCELLINO
MARRONE
BUE
R

Sapientino
DOC
U
BLU
B
VERDE
FARFALLA
MAIALE
T
ROSSO
GRIGIO
VIA!
ROSA
RANA
PESCE
M
TOPO
UCCELLINO
MARRONE
P
VIOLA
BUE
R
F
TABELLONE 1
Clementoni

BLU
B
VERDE
MAIALE
T
VIA!
OK
ROSA
RANA
TOPO
M
UCCELLI
BUE
R

Sapientino
DOC
U
BLU
B
VERDE
FARFALLA
MAIALE
T
ROSSO
VIA!
OK
GRIGIO
ROSA
RANA
TOPO
PESCE
M
UCCELLINO
MARRONE
BUE
P
VIOLA
R
F
TABELLONE 1
Clementoni

VIA!
PARTENZA
ARRIVO
INDIETRO
INDIETRO
DESTRA
AVANTI
AVANTI
AVANTI
VIA!
PARTENZA
ARRIVO
VERDE
AVANTI
DESTRA
AVANTI
AVANTI
VIA!
PARTENZA
ARRIVO
UCCELLINO
INDIETRO
DESTRA
AVANTI
AVANTI

VIA!
PUNTI:2
PARTENZA
ARRIVO
VIA!
PUNTI:2
PARTENZA
ARRIVO
LAVANDERIA


SINISTRA
AVANTI
SINISTRA
AVANTI

DESTRA
DESTRA
AVANTI

Sapientino
BLU
T
U
RANA
ROSA
MARRONE
UCCELLINO
TOPO
M
F
BUE
R
Clementoni

BLU
MAIALE
ROSA
FARFALLA
TOPO
GRIGIO
M
BUE
R

U
GRIGIO
FARFALLA
M
VIA!
TOPO
R
UCCELLINO

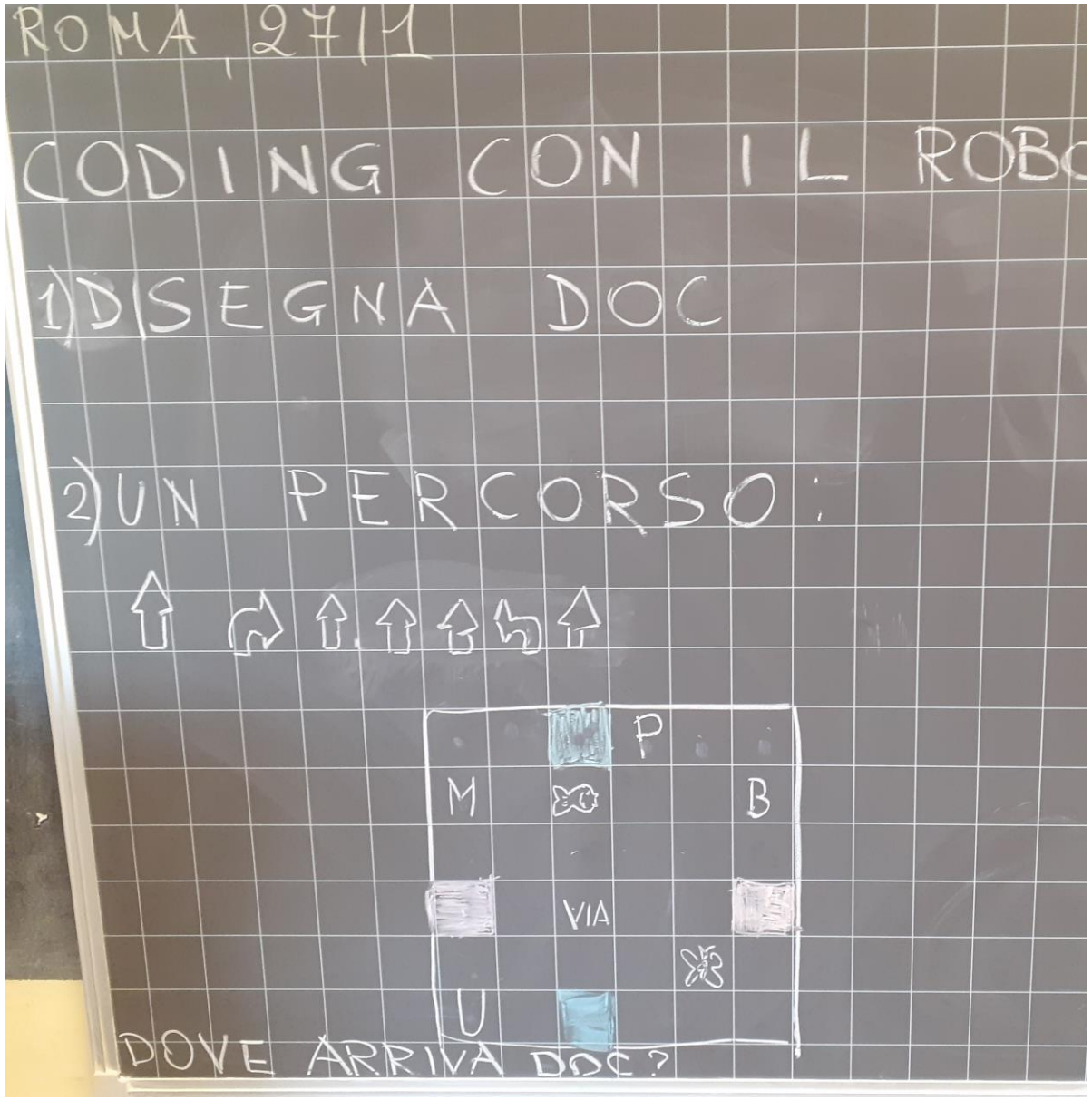
ROMA, 27/1
CODING CON IL ROBO
1) DISEGNA DOC
2) UN PERCORSO:
P
M
B
VIA
U
DOVE ARRIVA DOC?

ESEMPI DI UTILIZZO DI DOC NELLA DIDATTICA

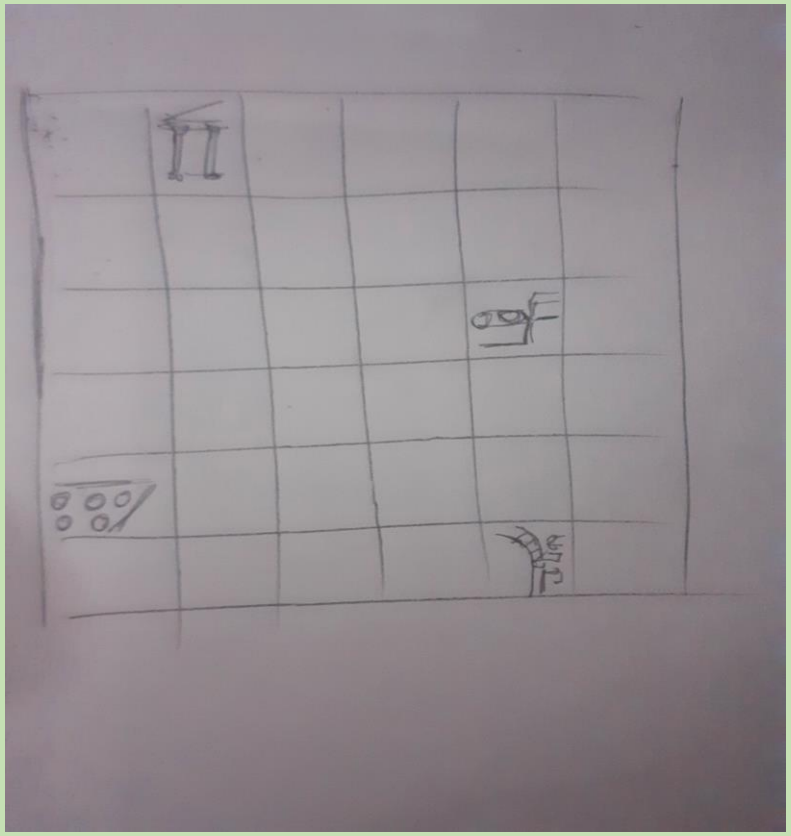

SCHIZZO DELLA PLANIMETRIA DI OSTIA ANTICA

RACCORDO CON ITALIANO




A B C D E F G H I J
1 2 3 4 5 6 7 8 9 10

MIND

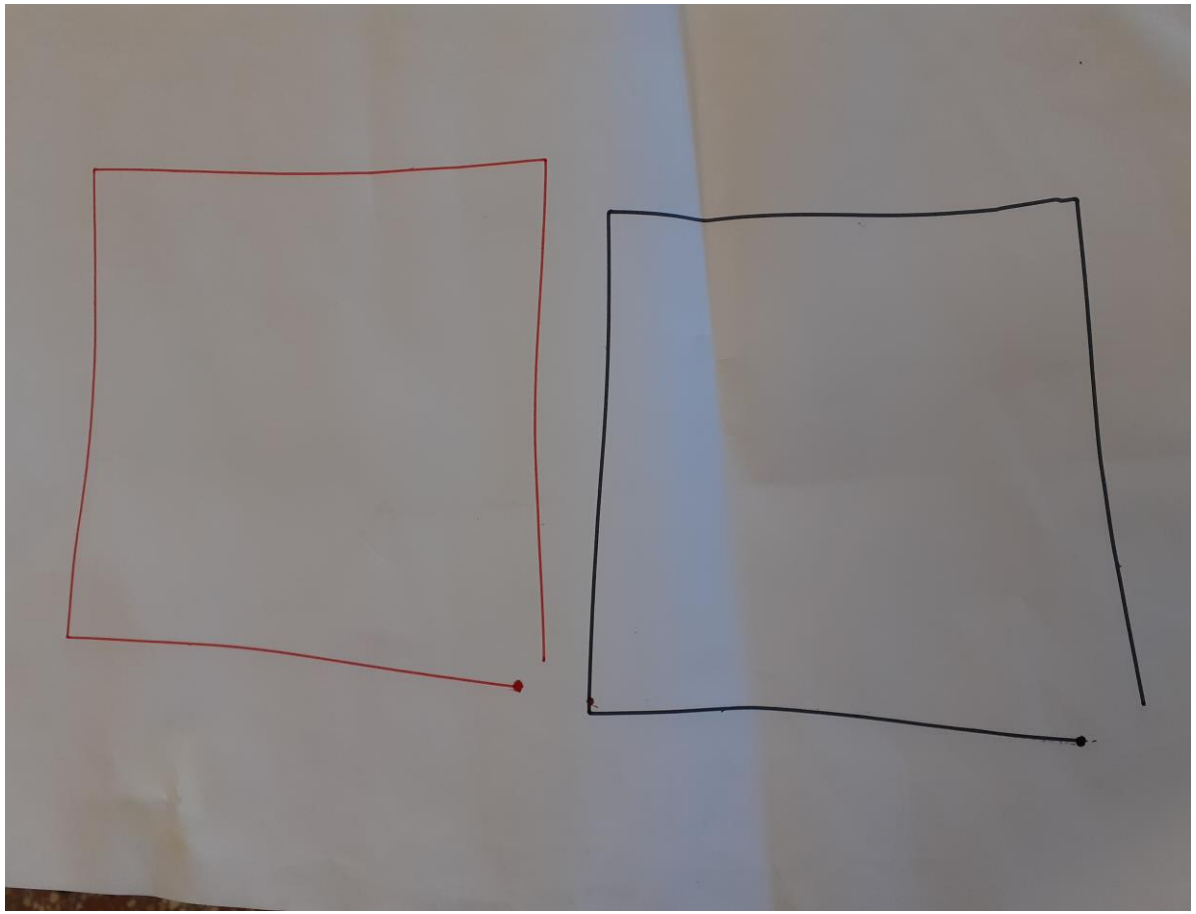



am
I
you
?
are



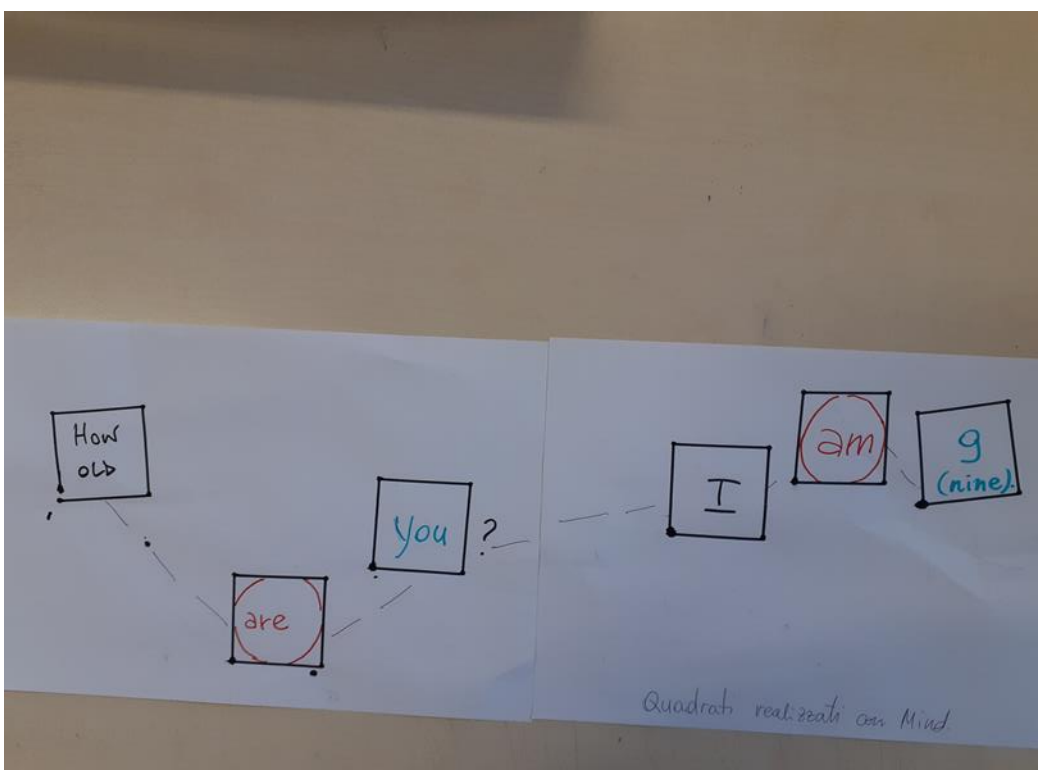
How old
are
you
?
I
am
9
(nine)
Quadrat realizati on Mind

OZOBOT

SI RINGRAZIA PER L’ATTENZIONE!

Patrizia Martinelli